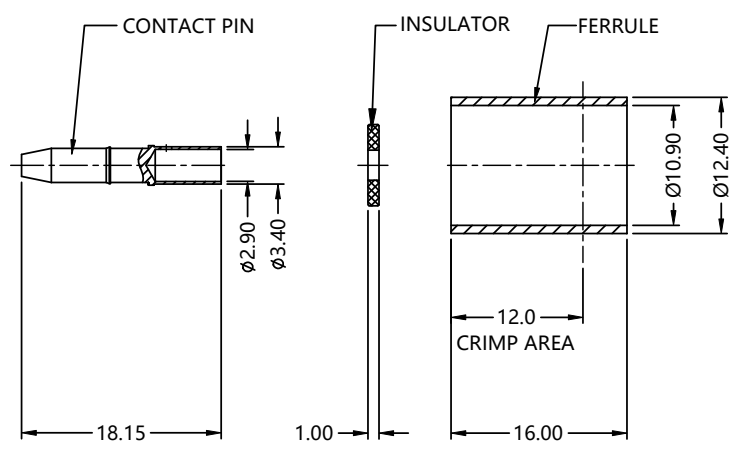
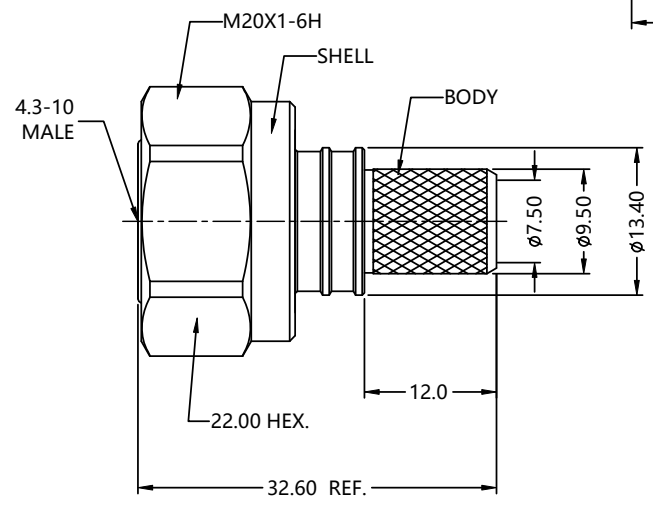
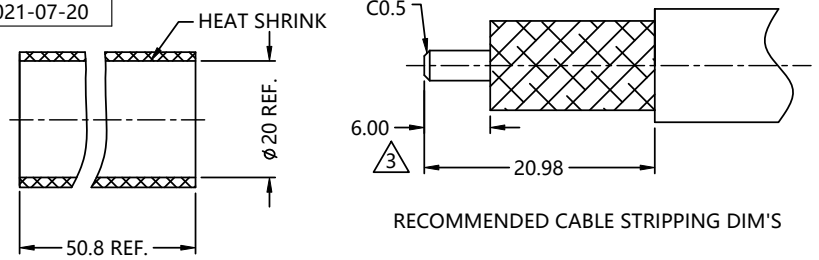


| REV | DESCRIPTION | ECN NO | NAME | DATE |
|-----|----------------|--------|-------|------------|
| 0 | FIRST EDITION | N/A | XIAO | 2018-05-28 |
| 1 | UPDATE DRAWING | N/A | FLAME | 2016-08-19 |
| 2 | NEW FRAME | N/A | LW | 2020-07-14 |
| 3 | UPDATE DRAWING | N/A | Liu | 2021-07-20 |



ALL PARTS MUST MEET TO RoHS REQUIREMENTS

REMARK:
 1. CONTACT PIN TO SOLDER
 2. ADDS SIZE: 13.9mm
 3. FERRULE HEX. CRIMP SIZE .429"



| MATERIALS AND PLATING | | UNIT: MICRO-INCHES |
|-----------------------|------------------|----------------------|
| BODY/SHELL | BRASS | ALBALOY 80 u"/COPPER |
| CONTACT PIN | BRASS | SILVER 200 u"/COPPER |
| INSULATOR | PTFE ASTM-D-1710 | N/A |
| FERRULE | COPPER | ALBALOY 80 u"/COPPER |
| GASKET | SILICONE | RED |

| ELECTRICAL CHARACTERISTICS | |
|---------------------------------|------------------------|
| IMPEDANCE | 50 Ω |
| VOLTAGE RATING | 335 V(rms) |
| FREQUENCY RANGE | 0~6 GHz |
| DIELECTRIC WITHSTANDING VOLTAGE | >1000 V |
| CONTACT RESISTANCE | CENTER CONTACT <1.0 mΩ |
| | OUTER CONTACT <1.0 mΩ |
| INSULATION RESISTANCE | >5000 MΩ |
| INSERTION LOSS | <0.1√F dB |
| VSWR | <1.3 |
| 3RD INTERMODULATION | N/A |

| MECHANICAL CHARACTERISTICS | |
|--------------------------------|-------------|
| FORCE TO ENGAGE AND DISENGAGE | N/A |
| CENTER CONTACT RETENTION FORCE | N/A |
| RECOMMENDED COUPLING TORQUE | 44 in-lbs |
| COUPLING NUT RETENTION FORCE | > 100 lbs |
| DURABILITY | >500 cycles |

| ENVIRONMENTAL CHARACTERISTICS | |
|-------------------------------|----------------|
| TEMPERATURE RANGE | -40 °C~+125 °C |

* CUSTOMER OUTLINE DRAWING

UNLESS OTHERWISE SPECIFIED:
 1) C0.15 MAX;
 2) REMOVE ALL BURRS;
 3) SURFACE ROUGHNESS : Ra1.6;
 4) UNITS:mm;
 5) DIMENSIONS TOLERANCES
 DECIMALS .x ±0.3 .xx ±0.2 .xxx±0.1
 ANGLES ±5°

| | |
|----------------------------------|------------------|
| THIRD ANGLE PROJECTION | |
| APPROVED: | CUSTOMER P/N: |
| CHECKED: | SCALE: |
| DRAWING: | DATE: 2021-07-20 |
| COMPANY WEBSITE: www.slkcorp.com | |

TITLE: 4.3-10 MALE S/T CRIMP FOR LMR-400 CABLE,50Ω
 DRAWING NO: 5SDM11S-A11

CUSTOMER OUTLINE DRAWING